





Leo Peak

SolidBake



Included

- Leo Peak of SolidBake
- Valve not included
- Brackets not included
- Cardboard packaging

Washbasins placement



Top or shelf



Customized
washbasin
position



Customized
2+ washbasin
position

Sizes

- A 62 from 202 cm (>202 consult)
- B 32 from 50 cm (>50 consult)

Tolerance ± 5 mm



Customization



Integrated
towel rail



Skirt



Drilling for
taps


Finishes



Acacia



Dark Marble



Cream Marble


Basin options



Square




Carey 48



Carey 60



Carey 75



Carey 100



Jade



Bowl



Hoth



Kauri



Neri



Girit




Measures in cm

Description of materials

SolidBake

This is a high-pressure laminated material formed by layers of cellulose fibre impregnated with phenolic resins subjected to a process consisting of simultaneously applying heat and pressure. This determines the fluidification and polycondensation of the resins in order to achieve a homogeneous, non-porous, fire-resistant material with the desired surface finish.

SolidBake is anti-bacterial, extremely resistant to humidity and UV rays and very durable. In addition, it has a matt and anti-fingerprint finish.





Ctra. Onda - Vila-real, Km. 12,6
12200 Onda (Castellón) Spain
+34 964 626 300

Customer service export@b10bath.com
www.b10bath.com